



BRICK VENEERS

**70 & 90 SERIES
BRICK RANGES**

VERSION 5 | WWW.BOWERSBROTHERS.CO.NZ



ABOUT BOWERS MASONRY

Bowers Brothers Concrete's long-standing presence in the industry and our commitment to sustainable practices is ingrained in our mission to ensure a positive future for the next generation. As a family-owned concrete manufacturing company our history spans over 90 years, this showcases our company's dedication and expertise.

The expansion of branches throughout the Waikato and in Auckland shows a strong focus on providing concrete products to a wide customer base. Collaborations with key Building Supply Merchants across the North Island further highlight Bowers' dedication to delivering quality products to our customers.

Our state-of-the-art Columbia block machines for manufacturing masonry blocks, bricks, paving, and retaining wall products showcase Bowers' commitment to utilising advanced technology to produce a diverse range of high-quality concrete products.

The transition of the Bowers Morrinsville Masonry Plant to solar power since January 2022 is a remarkable step toward sustainability and reducing our company's carbon footprint. This move not only showcases our commitment to environmental responsibility but also positions Bowers Brothers Concrete as an eco-conscious leader in the industry.

BOWERS MASONRY BRICK VENEERS

Bowers Masonry Bricks provide a trusted choice in building modern and attractive solutions suited to every style of home. Inspired by New Zealand's tranquil landscapes, home-owners are covered with a variety of architectural finishes and colours. Our versatile Standard 90 degree corner brick, is the only brick of its kind in New Zealand!



 **masterspec partner**



BRICK VENEER COLOUR RANGE

STANDARD COLOURS



IRONSANDS
STANDARD COLOUR



MIST
STANDARD COLOUR



PEWTER
STANDARD COLOUR



TEA
STANDARD COLOUR



RED
STANDARD COLOUR



NOTE: Colours shown may alter, due to the limitation of the colour printing process of this catalogue.

This product is not subject to a warning or ban under the Building Act 2004, or a description of any warning or ban that has been made in relation to the product.

PREMIUM COLOURS



ICE
PREMIUM COLOUR



MIDNIGHT
PREMIUM COLOUR



ANTIQUÉ CREAM
PREMIUM COLOUR



70 SERIES

CLASSIC BRICK

Classic Brick Veneer is an attractive choice for those looking to infuse a modern and unique aesthetic into their construction or design projects. The smaller size sets it apart from traditional brick sizes, this combination, along with its timeless design and various contemporary colours, makes it an appealing choice for construction and design projects aiming for a modern and distinctive aesthetic.



The availability of the Classic Brick Veneer in ICE colour, provides architects, designers, and builders with a versatile option to incorporate a modern touch into their projects. Bowers Classic Brick Veneer in ICE is readily available as a stock item that simplifies the procurement process and ensures that the desired materials can be easily obtained.

The Classic Brick Veneer's timeless design adds a touch of elegance that can withstand changing design trends, making it suitable for a wide range of architectural styles. This combination of classic design with contemporary colour options allows for creative freedom and the ability to blend tradition with modernity.

COLOUR RANGE AVAILABLE



ICE

PAINT GRADE

IRONSANDS

PEWTER

RED

MADE-TO-ORDER COLOURS

NOTE: Midnight, Ice and Antique Cream are Premium Colours.



MIDNIGHT

ANTIQUE CREAM

TEA

MIST

BEST FOR

- Residential
- Commercial

SPECIFICATIONS

230mm L x 70mm W x 76mm H
48m² | 552 per pallet

NOTE: Colours shown may alter, due to the limitation of the colour printing process of this catalogue.

This product is not subject to a warning or ban under the Building Act 2004, or a description of any warning or ban that has been made in relation to the product.



70 SERIES

PLATEAU BRICK

Plateau Brick Veneer offers architects and designers a flexible option for incorporating eye-catching and distinctive designs into their projects. A notable attribute of this brick veneer series is its composition of solid bricks.

This characteristic makes it particularly well-suited for applications where corners and sills are needed in a construction project. The inherent sturdiness of solid bricks contributes to the longevity and structural reliability of the veneer, rendering it especially appropriate for spaces that demand heightened strength and reinforcement.

Plateau Brick Veneer in the 70 Series boasts unique dimensions that set it apart. Its availability in a range of colours enhances its



versatility, enabling architects and designers to make a strong and memorable visual impact with their creations. Whether used as a defining feature or an accent, the Plateau Brick Veneer offers the potential to craft bold and attention-grabbing impressions within architectural and design endeavours.

COLOUR RANGE AVAILABLE



ICE

MADE-TO-ORDER COLOURS

NOTE: Midnight, Ice and Antique Cream are Premium Colours.



IRONSANDS



MIDNIGHT



PEWTER




ANTIQUE CREAM



TEA



MIST



RED

BEST FOR

- Residential
- Commercial

SPECIFICATIONS

450mm L x 70mm W x 150mm H
13.6m² | 168 per pallet

NOTE: Colours shown may alter, due to the limitation of the colour printing process of this catalogue.

This product is not subject to a warning or ban under the Building Act 2004, or a description of any warning or ban that has been made in relation to the product.



STANDARD BRICK & STANDARD 90° CORNER BRICK

Standard Brick Veneer and Standard 90° Corner Brick Veneer offer a versatile option for achieving various architectural styles and have gained popularity due to their pleasing proportions and consistent colour appearance. The combination of these two veneers allows for the creation of eye-catching pillars, sharp corners, and clean cornering details.

By using the Standard Brick and Standard Corner Brick Veneer together, you're ensuring a uniform and cohesive look for the entire construction project. They are manufactured simultaneously which eliminates the risk of colour variation, this can be a common concern in construction projects involving different batches of materials. The uniformity in colour appearance enhances the overall aesthetic appeal of the project and provides construction professionals with a reliable and visually appealing option for their designs.

70 SERIES



The ease of laying these veneers and the ability to adjust the laying pattern to suit both traditional and contemporary styles make them a desirable choice for various construction projects. The combination of functionality, ease of use, and aesthetic appeal makes these brick veneers an attractive option for construction professionals and homeowners alike.

COLOUR RANGE

STANDARD COLOURS



IRONSANDS


PEWTER

TEA

MIST

RED

PREMIUM COLOURS



ICE

MIDNIGHT

ANTIQUÉ CREAM

BEST FOR

- Residential
- Commercial

SPECIFICATIONS

220mm L x 70mm W x 150mm H
27.2m² | 336 per pallet

NOTE: Colours shown may alter, due to the limitation of the colour printing process of this catalogue.

This product is not subject to a warning or ban under the Building Act 2004, or a description of any warning or ban that has been made in relation to the product.



90 SERIES

FOVEAUX BRICK

The Foveaux Brick Veneer is a versatile and aesthetically pleasing option for various architectural and design projects. Its modern and attractive design allows for multiple laying possibilities, including as a feature wall, soldier course, or solid cladding.

These different laying styles provide flexibility in creating unique and visually striking designs that can suit different architectural styles and preferences. The 90 Series dimensions are well-established and widely used, contributing to the brick's enduring and timeless appeal.



The Foveaux Brick Veneer is also made with solid bricks, making it well-suited for use as corners and sills. This ensures that it can provide the necessary strength and stability required for such critical areas in a construction project.

MADE-TO-ORDER COLOURS STANDARD COLOURS



IRONSANDS

PEWTER

TEA

MIST

RED

PREMIUM COLOURS

NOTE: Midnight, Ice and Antique Cream are Premium Colours.



ICE

MIDNIGHT

ANTIQUE CREAM

BEST FOR

- Residential
- Commercial

SPECIFICATIONS

390mm L x 90mm W x 90mm H
25m² | 300 per pallet

NOTE: Colours shown may alter, due to the limitation of the colour printing process of this catalogue.

This product is not subject to a warning or ban under the Building Act 2004, or a description of any warning or ban that has been made in relation to the product.



90 SERIES

CADRONA BRICK

Cadrona Brick Veneer offers a range of advantages for professionals in the architecture, design, and construction fields. Its versatility, attractive colour options, and solid construction make it a highly appealing choice for various projects that aim for both visual appeal and long-lasting durability.

The 90 Series Cadrona Brick Veneer is designed with flexibility in mind, having the same proportions as a 10 Series Masonry Block. This design choice allows architects and designers to integrate the veneer seamlessly into projects that might involve both brick veneer and masonry block elements, maintaining a consistent aesthetic throughout.



This brick veneer is a stock item in Bowers Midnight, this is a particularly elegant and sophisticated colour choice. This colour not only adds visual appeal but also a sense of refinement to the construction projects it's used in.

COLOUR RANGE AVAILABLE

MADE-TO-ORDER COLOURS

NOTE: Midnight, Ice and Antique Cream are Premium Colours.



IRONSANDS



PEWTER




ANTIQUE CREAM



TEA



MIST



RED

BEST FOR

- Residential
- Commercial

SPECIFICATIONS


390mm L x 90mm W x 190mm H
12.5m² | 150 per pallet

NOTE: Colours shown may alter, due to the limitation of the colour printing process of this catalogue.

This product is not subject to a warning or ban under the Building Act 2004, or a description of any warning or ban that has been made in relation to the product.

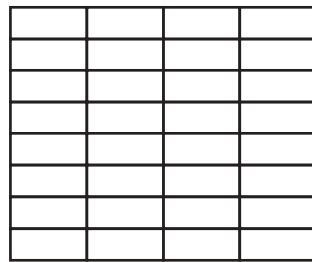
LAYING PATTERNS

The laying pattern of brick veneer can significantly impact the aesthetic appearance of a home. Laying patterns have their own unique visual appeal and can be used to achieve different design objectives. The choice between them often depends on the overall style and aesthetic goals of the home, as well as personal preferences.




RUNNING BOND

Running bond is one of the most traditional and commonly used brick laying patterns. In a running bond pattern, bricks are laid in rows, with each brick in a row offset by half its length compared to the brick in the previous row.



STACK BOND

Stack bond is a more modern and contemporary laying pattern that has gained popularity in recent years. In a stack bond pattern, bricks are laid directly on top of each other in vertical columns, with all the vertical joints aligning.



THREE QUARTER RUNNING BOND

Three-quarter running bond achieved by using plateau bricks in conjunction with standard brick corners. In this pattern, three-quarters of each plateau brick's length is visible on the exterior face of the wall, while one-quarter is hidden behind the corner brick.

BRICK VENEER FINISHES

NOTE: Colours shown may alter, due to the limitation of the colour printing process of this catalogue.

This product is not subject to a warning or ban under the Building Act 2004, or a description of any warning or ban that has been made in relation to the product.



FAIR FACED

Smooth natural surface.




SHOT BLASTED

Made to order product by Bowers. A rough exposed face to the product.



HONED

Polished brick. Honed on-site by a reputable contractor.



PAINTED

Fair-faced brick, laid and mortared and then painted on-site by a reputable contractor.

SEALING

As with all masonry products, to enhance the life and durability of the product we recommend the use of a suitable exterior clear sealer.

Midnight and Ironsands bricks must be sealed to prevent fading, reduce the chance of efflorescence and enhance the appearance. The use of a tinted sealer will give an even greater depth of colour to black bricks.

Seal brickwork as soon as possible as per suppliers recommendations. Any efflorescence should be removed before sealing.

Refer to the Technical Information Page in the Resources Section, on our website for application details.

MORTAR

Bowers recommends colour matching your mortar to your brick colour. Using a dark colour mortar with a light colour brick or light colour mortar with a dark brick will cause the mortar to:

- Colour bleed into the brick and will highlight any imperfections in the veneer or the laying.
- Cause staining, giving the brick a patchy dirty look.

For example:

Premium white mortar looks best with the Ice coloured bricks and a black mortar needs to be used with Midnight or Ironsands coloured bricks.

The bricklayer must regularly sponge off thoroughly with clean water to prevent the mortar staining the surface of the bricks.



INFORMATION

BRICK VENEERS

As masonry brick veneers are manufactured using natural products, some variation in the shade/colour, texture and size tolerations should be expected.

Texture can be open and porous looking to smooth and slick looking across the same batch. This is just a natural occurrence in the manufacturing process.

Unusual discolouration patterns can be limited by blending the bricks. Should there be any concern regarding significant colour variation, laying should cease and the manufacturer contacted. Bowers Midnight and Ironsands bricks, should be dry cut by the bricklayer to avoid slurry staining from a wet cut. These variations make up part of the inherent beauty of brick.

Brick veneers for each job should come out of the same batch and you should blend vertically from at least three pallets to blend colour and texture variations. A bricklayer should regularly step back and view the laid product from a distance of 6.1 m, to check the blending is acceptable.

A "Batch" is deemed to be:

- From which plant, it is manufactured &
- The date of manufacture. (this may be over consecutive days due to manufacturing limitations).

It is advised that you check the batch details on all pallets prior to commencing installation in case there has been a loading error from the yard or your supplier. It is easier to remedy any issues before the work has commenced.

It is also advised that you keep a copy of the batch details in case you run short of product. During transportation bricks may rub together on the pallet. This can sometimes cause light rubbing on the face of the bricks. Excessively

rubbed bricks should be discarded or used for cuts. Be selective when laying the brick veneers - put damaged or chipped bricks to one side and do not lay them in highly visible areas i.e. near the front door.

Chips of varying sizes may be evident on the edges and corners of the bricks. Complete product breakage may also occur during cartage, especially on long distance haulage or during unloading. These are an unavoidable part of distributing and manufacturing any masonry product. Minor cracks and chips can occur but are not recognised as brick defects.

Due to the nature of bricks no two bricks are the same and no brick is perfect when examined close-up.

ASTM C90 has been adopted as the industry standard for viewing brickwork from an aesthetic standpoint - a workmanship quality standard is achieved if imperfections, including chips, are not visible when viewed from a distance, of not less than 6.1 m under diffused light as per ASTM C90.

ASTM C216-04 specifies that bricks must contain less than 5% visible cracking when viewed from a distance of 6.1m.

ASTM C216-15 for a general-purpose face brick (FBS textured) basically has the following requirements:

- Chips from the edge should not be deeper than 8mm
- Corner chips should not be deeper than 13mm.

When all the length of the chips is added up, that the total does not exceed 10% of the perimeter of the brick face (as an example, the accumulative lengths of the chips for a 230mm x 75mm brick shall not exceed 61 mm).

Bowers advise against laying bricks while

they are wet as colour variation can not be seen and the desired final result may differ once dry. It is important to discuss with your bricklayer the aesthetic look you are hoping to achieve with your brick veneer and if possible, include them in your selection process.

We strongly advise that all parties involved in the construction process (builder, brick layer & client) are made aware of and have read the:

Master Brick & Block Layers Brick Veneer Best Practice Guide

- Scan the QR Code to view



Product laid is deemed to be product accepted.

EFFLORESCENCE

Efflorescence is generally a “whitening” look on the surface of the brick veneer. It can vary in appearance from a thin hazy layer which is sometimes confused as surface fading to a thick calcified white crust. It is a common phenomenon experienced in a variety of degrees by all forms of product that has cement and should be anticipated on any job.

Efflorescence occurs where excessive amounts of water enters a veneer that has soluble salts present. When the water evaporates, the salts are then deposited on the surface of the veneer. Soluble salts can enter the veneer from various sources:

- Mortar components, particularly cement.
- Soil or fill in contact with the wall.
- Sea spray in coastal areas.

We recommend that Veneer walls should be protected or covered from inclement weather during the construction process to avoid the walls being saturated as this will promote efflorescence. Persistent efflorescence may act as a warning sign that water is entering the wall through faulty copings, flashings or pipes.

Why do we get Efflorescence?

When the cement reacts with water Calcium Hydroxide is formed. The Calcium Hydroxide migrates to the surface of the brick through capillary action and forms Calcium Carbonate when it encounters Carbon Dioxide. The insoluble Calcium Carbonate is essentially limestone.

Cleaning Efflorescence

The initial appearance of efflorescence (Primary) can be scrubbed off with a stiff plastic brush and some detergent whilst it is still in its powdered form.

An alternative dry method is to brush the efflorescence loose and vacuum the deposit off and out of the pores.

If efflorescence is left on the wall for a period of time and is allowed to calcify (Secondary), it is extremely difficult to remove.

To remove Secondary efflorescence, will require an acid wash or Green Acid “Guard it” and should be done by a professional following the supplier’s recommendations.

Extracts are from www.bbfz.co.nz “Brick Veneer Best Practice Guide”


RECOMMENDATIONS

We recommend that this product is installed by a Licensed Building Practitioner, qualified in Brick & Block Laying in accordance with NZS 4210. We recommend the use of Control Joints.

Refer to our full technical data sheet for more information.

Design DWG's are available on our website.



 0800 207 374

 sales@bowersbrothers.co.nz

 www.bowersbrothers.co.nz

Bowers Brothers Concrete Ltd
51 Lorne Street, Morrinsville, New Zealand 3300

NZ MADE MASONRY
Blocks | Bricks | Paving | Retaining

